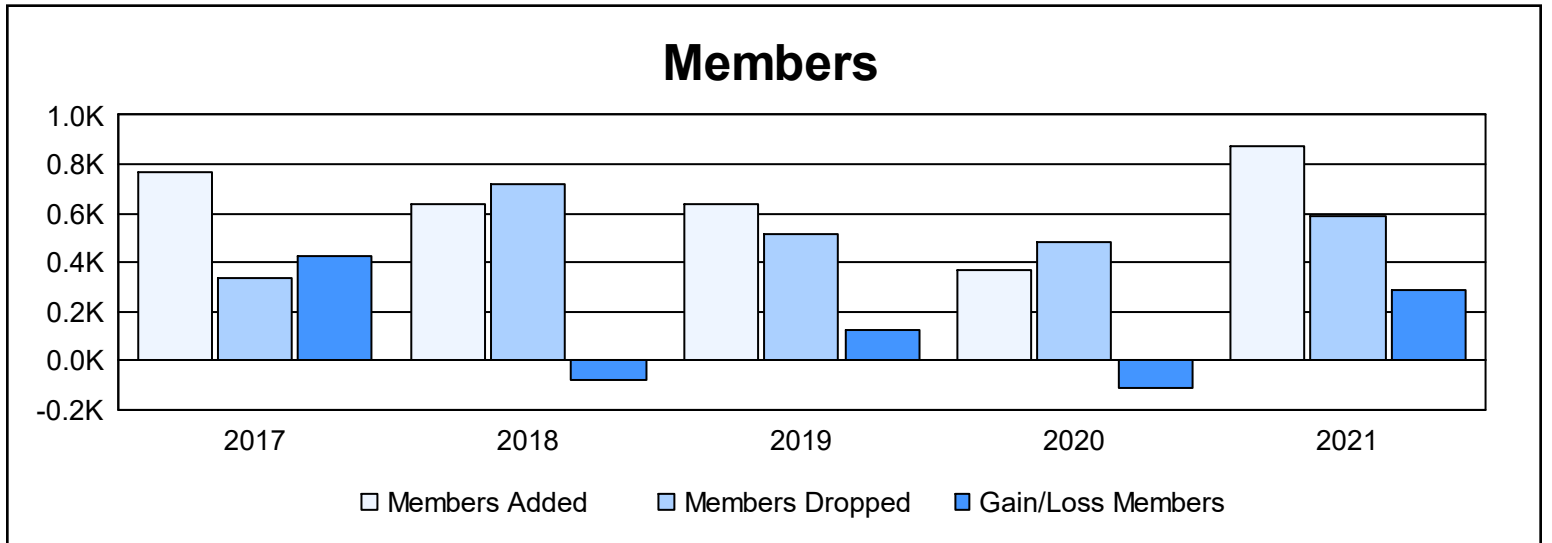
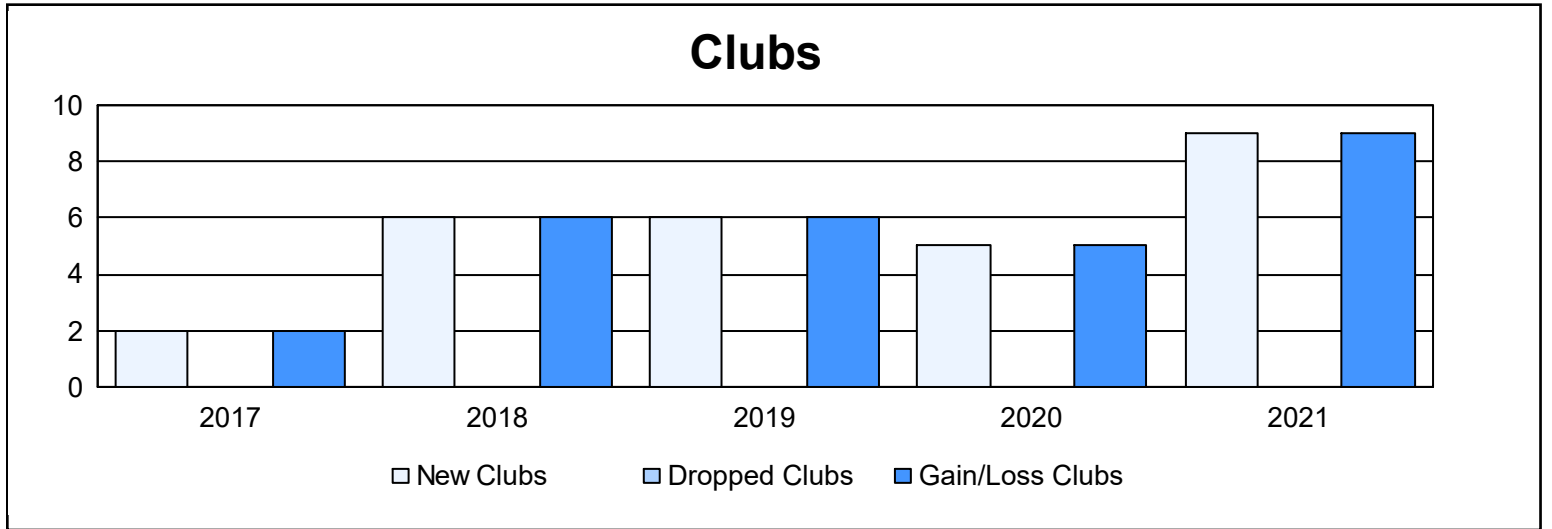
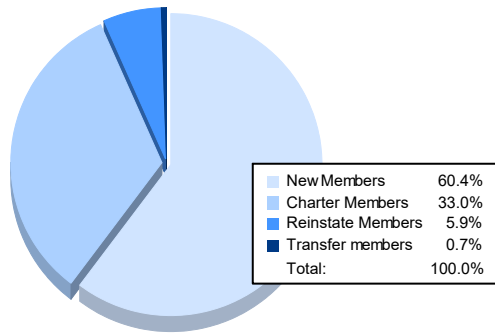


| Year | New Clubs | Dropped Clubs | Gain/ Loss Clubs | New Members | Charter Members | Reinstate Members | Transfer Members | Total Member Added | Total Members Dropped | Gain/ Loss Members |
|----------------|-----------|---------------|------------------|-------------|-----------------|-------------------|------------------|--------------------|-----------------------|--------------------|
| 2016-2017 | 2 | 0 | 2 | 656 | 54 | 50 | 8 | 768 | 339 | 429 |
| 2017-2018 | 6 | 0 | 6 | 366 | 180 | 67 | 25 | 638 | 721 | -83 |
| 2018-2019 | 6 | 0 | 6 | 361 | 244 | 20 | 10 | 635 | 514 | 121 |
| 2019-2020 | 5 | 0 | 5 | 195 | 135 | 20 | 16 | 366 | 481 | -115 |
| 2020-2021 | 9 | 0 | 9 | 528 | 288 | 52 | 6 | 874 | 588 | 286 |
| Average | 6 | 0 | 6 | 421 | 180 | 42 | 13 | 656 | 529 | 128 |



Membership Composition June 2021 Cumulative



Gender Composition June 2021 Cumulative

